



Lloyds Metals and Energy Limited

Regd. Office : Plot No. A 1-2, MIDC Area, Ghugus, Dist. Chandrapur, 442 505, Maharashtra. Tel. 07172 285099 /103/398 Fax 07172 285003.
Corporate Office : Trade World, "C" Wing, 16th Floor, Kamala City, Senapati Bapat Marg, Lower Parel, Mumbai-400 013. Tel.No. 3041 8111. Fax No. 3041 8260
CIN : L40300MH1977PLC019594 Website : www.lloyds.in

LMEL/BSE/2015

9th April, 2015

Bombay Stock Exchange Ltd.
Department of Corporate Services,
14th Floor, P.J. Towers,
Dalal Street,
Mumbai 400 001.

Dear Sir,

Sub: Revised Distribution of Share holding for the quarter and year ended 31.03.2015

As per the listing Agreement, please find enclosed herewith the Revised Distribution of Shareholding for the quarter and year ended 31.03.2015 as per revised format in accordance with SEBI circular No. DCS/COMP/CIR-07/2011-12 dated 7th October, 2011.

You are requested to please take the same on your records.

Thanking you,

Yours faithfully,

For Lloyds Metals and Energy Ltd

Nitesh Tanwar
Company Secretary



Encl : a/a

Introductory sub-table (I)(a)

Name of the Company : LLOYDS METALS AND ENERGY LIMITED

Scrip Code : 512455

Name of the scrip : N.A.

Class of security : EQUITY

Quarter ended : 31/03/2015

Partly paid-up shares:-	No. of partly paid-up shares	As a % of total no. of partly paid-up shares	As a % of total no. of shares of the company
Held by promoter/promoter group	0	0.00	0.00
Held by public	0	0.00	0.00
Total - D	0	0.00	0.00
Outstanding convertible securities:-	No. of outstanding securities	As a % of total no. of outstanding convertible securities	As a % of total no. of shares of the company, assuming full conversion of the convertible securities
Held by promoter/promoter group	0	0.00	0.00
Held by public	0	0.00	0.00
Total - E	0	0.00	0.00
Warrants:-	No. of warrants	As a % of total no. of warrants	As a % of total no. of shares of the company, assuming full conversion of warrants
Held by promoter/promoter group	0	0.00	0.00
Held by public	0	0.00	0.00
Total - F	0	0.00	0.00
Total paid-up capital of the company, assuming full conversion of warrants and convertible securities	111291290		
Total (A+B+C)+D+E+F			



Category code	Category of Shareholder	Number of Shareholders	Table (I)(a)					Total shareholding as a percentage of total number of shares		Shares Pledged or otherwise encumbered	
			Total number of shares	Number of shares held in dematerialized form	As a percentage of (A+B) ¹	As a percentage of (A+B+C)	Number of shares	As a percentage (IX) = (VIII)/(IV)*100			
(I)	Shareholding of Promoter and Promoter Group	(III)	(IV)	(V)	(VI)	(VII)	(VIII)	(IX)			
(A)	Indian										
(a)	Individuals/ Hindu Undivided Family	10	4360860	4360860	3.92	3.92	0	0.00			
(b)	Central Government/ State Government(s)	0	0	0	0.00	0.00	0	0.00			
(c)	Bodies Corporate	3	54724464	54724464	49.17	49.17	5681820	10.38			
(d)	Financial Institutions/ Banks	0	0	0	0.00	0.00	0	0.00			
(e)	Any Others/Specify)	0	0	0	0.00	0.00	0	0.00			
	Sub Total(A)(1)	13	59085324	59085324	53.09	53.09	5681820	9.62			
2	Foreign										
a	Individuals (NRI/ Foreign Individual)	0	0	0	0.00	0.00	0	0.00			
b	Bodies Corporate	0	0	0	0.00	0.00	0	0.00			
c	Institutions	0	0	0	0.00	0.00	0	0.00			
d	Any Others/Specify)	0	0	0	0.00	0.00	0	0.00			
	Sub Total(A)(2)	0	0.00	0	0.00	0.00	0	0.00			
	Total Shareholding of Promoter and Public Shareholding	13	59085324	59085324	53.09	53.09	5681820	9.62			
(B)	Public shareholding										
1	Institutions										
(a)	Mutual Funds/ UTI	2	3500	1000	0.00	0.00	0	0.00			
(b)	Financial Institutions / Banks	3	13000	7500	0.01	0.01	0	0.00			
(c)	Central Government/ State Government(s)	0	0	0	0.00	0.00	0	0.00			
(d)	Venture Capital Funds	0	0	0	0.00	0.00	0	0.00			
(e)	Insurance Companies	0	0	0	0.00	0.00	0	0.00			
(f)	Foreign Institutional Investors	0	0	0	0.00	0.00	0	0.00			
(g)	Foreign Venture Capital Investors	0	0	0	0.00	0.00	0	0.00			
(h)	Any Other (specify)	0	0	0	0.00	0.00	0	0.00			
	Sub-Total (B)(1)	5	16500	8500	0.01	0.01	0.00	0.00			
B 2	Non-Institutions										
(a)	Bodies Corporate	162	23481020	23315515	21.10	21.10	0	0.00			
(b)	Individuals										
1	Individuals - i. Individual shareholders holding nominal share capital up to Rs 1 lakh	11810	8542857	5718757	7.68	7.68	0	0.00			
II	ii. Individual shareholders holding nominal share capital in excess of Rs 1 lakh	24	12177608	12177608	10.94	10.94	0	0.00			
(c)	Any Other - (c-i) Clearing Member	9	31950	31950	0.03	0.03	0	0.00			
(c-ii)	Trusts	1	500	0	0.00	0.00	0	0.00			
(c-iii)	Non Resident Indians (NRI)	348	1474281	1027281	1.32	1.32	0	0.00			
(c-iv)	Overseas Bodies Corporate	7	5600000	5600000	5.03	5.03	0	0.00			
(c-v)	Unclaimed Suspende Account	1	881250	881250	0.79	0.79	0	0.00			
	Sub-Total (B)(2)	12362	52189466	48752361	46.89	46.89	0	0.00			
(B)	Total Public Shareholding (B)= (B)(1)+(B)(2)	12367	52205966	48760861	46.91	46.91	0	0.00			
(C)	TOTAL (A)+(B)	12380	111291290	107846185	100.00	100.00	5681820	5.11			
	Shares held by Custodians and against which Depository Receipts have been issued										
1	Promoter and Promoter Group	0	0	0	0.00	0.00	0	0.00			
2	Public	0	0	0	0.00	0.00	0	0.00			
	Sub-Total (C)	0	0	0	0.00	0.00	0	0.00			
	GRAND TOTAL (A)+(B)+(C)	12380	111291290	107846185	100.00	100.00	5681820	5.11			




Sr.No	Notes
1	SHARE CAPITAL FIGURE IS EXCLUSIVE OF 397875 FORFEITED EQUITY SHARES OF RS.10/- EACH PENDING FOR REISSUE.




(D)(b) Statement showing holding of securities (including shares, warrants, convertible securities) of persons belonging to the category "Promoter and Promoter Group"

Sr. No.	Name of the shareholder	Details of Shares held			Encumbered shares (*)			Details of warrants			Details of convertible securities			Total shares (including underlying shares assuming full conversion warrants and convertible securities) as a % of diluted share capital
		Number of shares held	As a % of grand total (A)+(B)+(C)	No.	As a percentage (VI)=(V)/(III)*100	As a % of grand total (A)+(B)+(C) of sub-clause (I)(a)	Number of warrants held	As a % total number of warrants of the same class	Number of convertible securities held	As a % total number of convertible securities of the same class	(XII)			
(i)	(ii)	(iii)	(iv)	(v)	(vi)=(v)/(iii)*100	(vii)	(viii)	(ix)	(x)	(xi)	(xii)			
1	Shree Global TradeFin Ltd	21945190	19.72	0	0.00	0.00	0	0.00	0	0.00	0			
2	ASP Technologies Ltd	18200170	16.35	5681820	31.22	5.11	0	0.00	0	0.00	0			
3	Trump Investments Ltd	14579104	13.10	0	0.00	0.00	0	0.00	0	0.00	0			
4	Ravi Agarwal	1365000	1.23	0	0.00	0.00	0	0.00	0	0.00	0			
5	Renu R Gupta	602210	0.54	0	0.00	0.00	0	0.00	0	0.00	0			
6	Mukesh R Gupta	353650	0.32	0	0.00	0.00	0	0.00	0	0.00	0			
7	Rajesh R Gupta	345860	0.31	0	0.00	0.00	0	0.00	0	0.00	0			
8	Abha M Gupta	334770	0.30	0	0.00	0.00	0	0.00	0	0.00	0			
9	Shreekrishna M Gupta	301000	0.27	0	0.00	0.00	0	0.00	0	0.00	0			
10	Madhur R Gupta	300000	0.27	0	0.00	0.00	0	0.00	0	0.00	0			
11	Chitralekha R Gupta	258370	0.23	0	0.00	0.00	0	0.00	0	0.00	0			
12	Priyanka Rajesh Gupta	250000	0.22	0	0.00	0.00	0	0.00	0	0.00	0			
13	Dipti M Gupta	250000	0.22	0	0.00	0.00	0	0.00	0	0.00	0			
	TOTAL	59085324	53.09	5681820	9.62	5.11	0	0.00	0	0.00	0			

(*) The term "encumbrance" has the same meaning as assigned to it in regulation 28(3) of the SAST Regulations, 2011

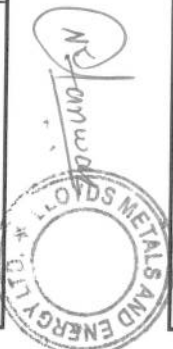


(1)(c)(i) Statement showing holding of securities (including shares, warrants, convertible securities) of persons belonging to the category "Public" and holding more than 1% of the total number of shares

Sr. No.	Name of the shareholder	Number of shares held	Shares as a percentage of total number of shares {i.e., Grand Total (A)+(B)+(C) indicated in Statement at para (1)(a) above}	Details of warrants		Details of convertible securities		Total shares (including underlying shares assuming full conversion of warrants and convertible securities) as a % of diluted share capital
				Number of warrants held	As a % total number of warrants of the same class	Number of convertible securities held	% w.r.t total number of convertible securities of the same class	
1	Halan Properties Pvt Ltd	8761500	7.87	0	0.00	0	0.00	0.00
2	Utam Exports Private Ltd	7390000	6.64	0	0.00	0	0.00	0.00
3	Jignesh Gopani	2726365	2.45	0	0.00	0	0.00	0.00
4	Gopani International Private Limited	2478693	2.23	0	0.00	0	0.00	0.00
5	Premalata Haralka	1418000	1.27	0	0.00	0	0.00	0.00
6	Vibrant Global Capital Ltd	1145936	1.03	0	0.00	0	0.00	0.00
	TOTAL	23920494	21.49	0	0.00	0	0.00	0.00



(1)(c)(ii) Statement showing holding of securities (including shares, warrants, convertible securities) of persons (together with PAC) belonging to the category "Public" and holding more than 5% of the total number of shares of the company

Sr. No.	Name(s) of the shareholder(s) and the Persons Acting in Concert (PAC) with them	Number of shares	Shares as a percentage of total number of shares {i.e., Grand Total (A)+(B)+(C) indicated in Statement at para (1)(a) above}	Details of warrants		Details of convertible securities		Total shares (including underlying shares assuming full conversion of warrants and convertible securities) as a % of diluted share capital
				Number of warrants	As a % total number of warrants of the same class	Number of convertible securities held	% w.r.t total number of convertible securities of the same	
1	Halan Properties Pvt Ltd	8761500	7.87	0	0.00	0	0.00	0
2	Utam Exports Private Limited	7390000	6.64	0	0.00	0	0.00	0
	TOTAL	16151500	14.51	0	0.00	0	0.00	0



(I)(d) Statement showing details of locked-in shares

Sr. No.	Name of the shareholder	Number of locked-in shares	Locked-in shares as a percentage of total number of shares {i.e., Grand Total (A)+(B)+(C) indicated in Statement at para (I)(a) above}	Promoter / Promoter Group / Public
NIL				

(II)(a) Statement showing details of Depository Receipts (DRs)

Sr. No.	Type of outstanding DR (ADRs, GDRs, SDRs, etc.)	Number of outstanding DRs	Number of shares underlying outstanding DRs	Shares underlying outstanding DRs as a percentage of total number of shares {i.e., Grand Total (A)+(B)+(C) indicated in Statement at para (I)(a) above}
NIL				

(II)(b) Statement showing holding of Depository Receipts (DRs), where underlying shares held
by "promoter/promoter group" are in excess of 1% of the total number of shares

Sr. No.	Name of the DR Holder	Type of outstanding DR (ADRs, GDRs, SDRs, etc.)	Number of shares underlying outstanding DRs	Shares underlying outstanding DRs as a percentage of total number of shares {i.e., Grand Total (A)+(B)+(C) indicated in Statement at para (I)(a) above}
NIL				

For LLOYDS METALS AND ENERGY LTD

COMPANY SECRETARY

